


Joining a Zoom Meeting

Before you can join a Zoom, you must download the Zoom app on your tablet or phone.



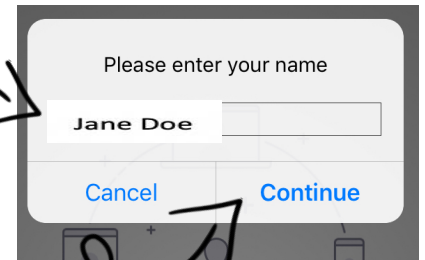
There are two ways to join a Zoom Meeting

Option 1: Using the link provided by the teacher

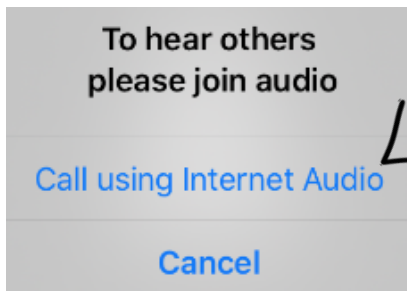
1. Click on the link the teacher provided.

2. You will be prompted to type the name that will be displayed in the Zoom Meeting.

**Be sure to use the name by which your teacher knows you.*




3. Click on "Continue."

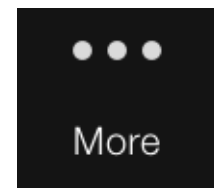
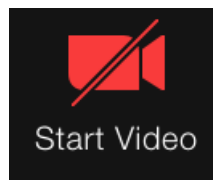


4. Click "Call using Internet Audio."

*To mute your mic, click here, click again to unmute.



*To open Chat, click here.



*To start video, click here, click again to stop video.

Option 2 : Using the Zoom app on your device

1. Open the Zoom app on your device.

2. Click on "Join a Meeting."



Join a Meeting

3. Enter your teacher's Meeting ID number.



Meeting ID

Join with a personal link name

4. Type the name that will be displayed in the Zoom Meeting.


**Be sure to use the name by which your teacher knows you.*



Jane Doe

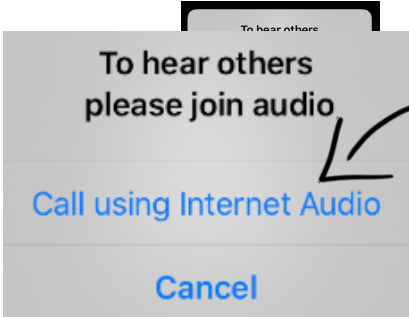
Join

5. Click on "Join."



Join

received an invitation link, tap on the link again to setting



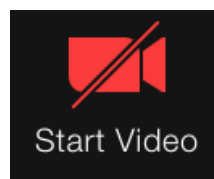
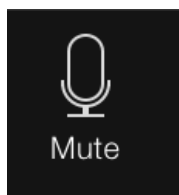
To hear others
please join audio

Call using Internet Audio

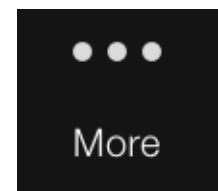
Cancel

6. Click "Call using Internet Audio."

*To mute your mic, click here, click again to unmute.




*To open Chat, click here.



*To start video, click here, click again to stop video.

Conectarse a una Reunión en Zoom

Antes de poder conectarse a Zoom, debe descargar la aplicación Zoom en su tableta o teléfono.



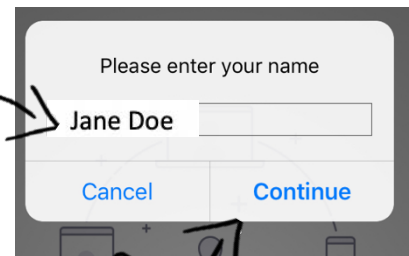
Hay dos formas de conectarse a una reunión de Zoom

Opción 1: Usando el enlace proporcionado por el maestro

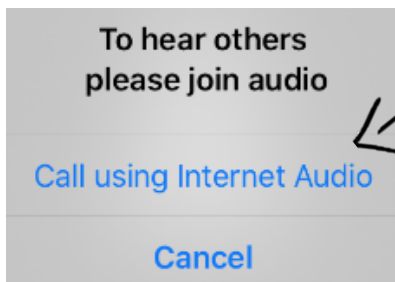
1. Haga clic en el enlace proporcionado por el maestro.

2. Se le pedirá que escriba el nombre que se mostrará en la reunión de Zoom.

**Asegúrese de usar el nombre con el que su maestro lo conoce.*

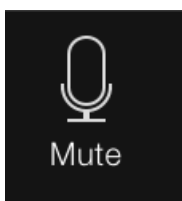


3. Haga clic en "Continuar".

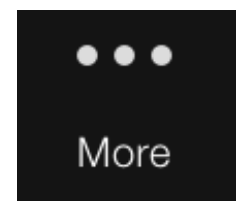



4. Haga clic en "Llamar usando Audio de Internet".

**Para silenciar su micrófono, haga clic aquí, haga clic nuevamente para dejar de silenciar.*



**Para abrir el chat, haga clic aquí.*



**Para iniciar el video, haga clic aquí, haga clic nuevamente para detener el video.*

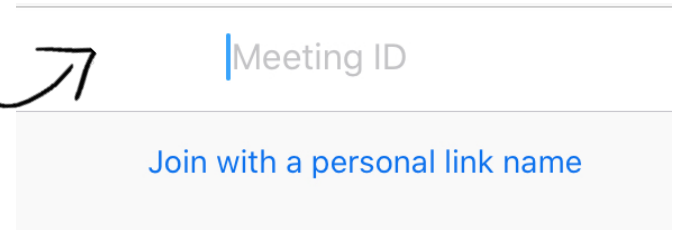
Opción 2: Usando la aplicación Zoom en su dispositivo

1. Abra la aplicación Zoom en su dispositivo.


2. Haga clic en "Unirse a una reunión".



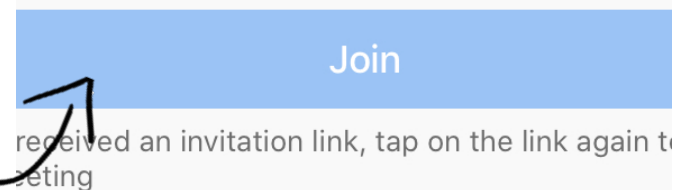
3. Ingrese el Número de ID de la reunión de su maestro.



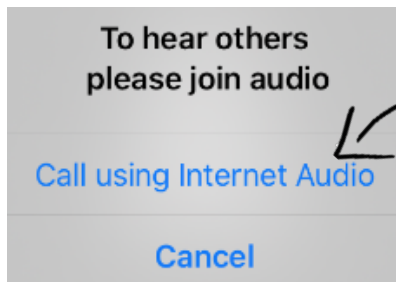
4. Escriba el nombre que se mostrará en la reunión de Zoom.



*Asegúrese de usar el nombre con el que su maestro lo conoce.




5. Haga clic en "Conectar".

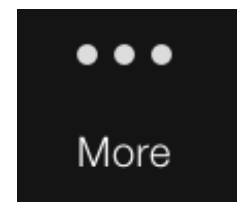



6. Haga clic en "Llamar usando Audio de Internet".

*Para silenciar su micrófono, haga clic aquí, haga clic nuevamente para dejar de silenciar.



*Para abrir el chat, haga clic aquí.



*Para iniciar el video, haga clic aquí, haga clic nuevamente para detener el video.